

---

# 2017 Rex Pet Hotel Flying Fortress Stages Rally 18<sup>th</sup> June 2017



## Final Instructions

Welcome to the 2017 Rex Pet Hotel Flying Fortress Stages Rally. **Please ensure that this information is passed to every member of your team who is coming to the event, especially those who will be bringing the rally car on the trailer. If they don't have the pass they will not be allowed in.** These Final Instructions can also be downloaded from the event website:

[www.flyingfortressstages.co.uk](http://www.flyingfortressstages.co.uk)

**Thank you for your entry.** Your competition number is shown on the Seeded Entry List. A site plan is attached showing the location of the Sound Check, Scrutineering, Documentation etc. You will receive your Process Card at the Sound Check and your Stage Map Book, Time Cards and Rally Plate on completion of Documentation.

**THE VENUE OPENS AT 2.00PM ON SATURDAY 17<sup>th</sup> JUNE - DO NOT ARRIVE ANY EARLIER**

### 1.0 ADDITIONS & AMENDMENTS TO THE SUPPLEMENTARY REGULATIONS

There are no amendments to the Supplementary Regulations

### 2.0 SCRUTINEERING & DOCUMENTATION

#### 2.1. Arriving at Grafton Underwood and off-loading the Rally Car (See Plan attached).

**Due to P.R. Sensitive areas you MUST approach the venue by exiting the A14 at junction 10. Then head North on the A6003 towards Kettering, after approx 1 mile, turn Right onto Warkton Lane and follow the Orange arrows to the venue.**

**DO NOT travel through Geddington, Brigstock or Warkton. These are Very PR sensitive and narrow roads.**

**PLEASE RESPECT THE QUIET AND SLOW INSTRUCTIONS IN GRAFTON UNDERWOOD.**

- Complete the Entry Pass BEFORE you arrive and hand it to the Marshal on the Gate.
- The Entry Pass allows 1 Rally Car, 1 Support Vehicle (Van or Motorhome), 1 Trailer and 1 'other' vehicle access into the venue.
- No trailers or extra additional vehicles are to be parked in the Service Area.

**SPACE IS LIMITED – ONLY THE RALLY CAR, 1 SUPPORT VEHICLE (Van or Motorhome) AND 1 OTHER VEHICLE ARE ALLOWED IN THE SERVICE AREA – YOU WILL BE ASKED TO MOVE EXTRA VEHICLES. POLITELY AT FIRST.....THEN MAYBE NOT SO!**

Please follow Marshals instructions (Remember they are all volunteers), unload your rally car where you are planning to Service and then you MUST put your trailer in the designated trailer park. **DO NOT** leave it where you are servicing, you will be told to move it!

**A 10mph maximum speed limit applies to ALL vehicles in the Service Area**

## 2.2 Sound Check / Scrutineering

**Sat 17th - 14.30 to 17.30 and Sun 18th - 07.00 to 08.15** - (See layout plans)

Rally Cars **only** must go to the Sound Check where a Process Card will be issued. Complete the Process Card and then proceed to Scrutineering. Competition numbers and other rally sundries will be on sale from **C J Rallying** located near Scrutineering. In-car cameras are permitted but they **must** be fixed securely in place when the car is scrutineered. On completion of Scrutineering please return the Rally Car to the Service Area and walk to Documentation.

## 2.3 Documentation Sat 17th - 14.30 to 17.30 and Sun 18th - 07.00 to 08.30

Entries Secretary Contact Phone Number – Joanne Smith **07766 340211**

Please bring you Process Card, Competition Licences and Club Membership Cards

**Note: The driver's competition licence must be for 'Stage Rallies'.**

**It is not permitted for a driver to make a Competition Licence application on the day.**

Dukeries MC membership is available for competitors who do not meet the club eligibility criteria.

Your due start time will be displayed on the Official Notice Board.

## 2.4 Facilities in the Service Area

**Overnight Camping** is permitted in the Service Area in the vans or motorhomes. Space for caravans may be available in the Service Area if the adjacent field is found to be too wet and soft on the day. Space for tents is available in the field adjacent to the Service Area. **PLEASE inform us via email** if you intend to camp so we can allocate a suitable location in the Service Area or Field. Email – [r.c.draper@btinternet.com](mailto:r.c.draper@btinternet.com)

**Overnight parking** is permitted at the venue but there is no security.

**Pantry Catering** will be located the Service Area on Sunday only.

**Toilets** will be located in the Service Area.

**Slicks Tyres** will be attending - Andrew Knott via [sales@slickstyres.co.uk](mailto:sales@slickstyres.co.uk) or phone **0114 247 0485**

## 2.5 Recce of the Stages

There is absolutely **NO** access to the venue prior to the event. (It is a Private Estate and trespassers will be prosecuted). However on Saturday from 14.30 to 18.00 and on Sunday between 07.30 and 08.30 (before the drivers briefing) competitors **may walk or cycle** around the venue. Any person using any Quadbike, Moped or Motorbike, will be excluded from the event and removed from the venue.

## 2.6 Competitor Briefing

**This will take place at 08.30 at Documentation and all competitors are required to attend. Random competitor numbers will be called for and a penalty may be applied if you do not attend. It may also help your rally if you attend!**

## 3.0 THE RALLY

### 3.1 The Start.

The official start time list will be displayed on the Official Notice Board in Rally HQ. The first competing car will leave MTC1 at 08:57hrs and start SS1 at 09.00hrs.

**Please arrive at MTC1/ATC's no more than 3 minutes before your due time as there is limited space to queue.**

### 3.2 The Stages and Safety Procedures

These are set out in the front of the Map Book and follow the MSA requirements. Please ensure that **BOTH** crew members have read them before starting the event.

### **3.3 Breakdowns in the Stage**

If a competing car breaks down in a stage then it will (if possible) be recovered to the Service Area by one of the MSA licensed Recovery Units. This will only occur after SS2, SS4, SS6 and SS8.

### **3.4 Service Arrangements**

Servicing is only permitted in the designated Service Area after every stage. Any occurrence of a competing vehicle observed receiving service and/or support from a vehicle outside of the designated Service Area will be penalised as stated in R 32.2 (n).

Part of the Service Area may be located in the adjacent grass field and wooden boards (or similar) are therefore recommended when jacking up a vehicle on soft or uneven surfaces.

**STRICTLY NO SMOKING in the Service Area.**

### **A 10MPH MAXIMUM speed limit applies to ALL vehicles in and around the Service Area**

All servicing work must always be carried out on a tarpaulin or other impervious ground sheet. Competitors who do not comply with the request may be excluded from the event. The behaviour of the Service Crew is the responsibility of the competing crew.

**THERE MUST BE NO WARMING OF TYRES or BRAKES WITHIN THE SERVICE AREA.**

Please do not drop any litter or leave any rubbish for the organisers to clear up. It is very important that the Service Area is kept clean and tidy and is not contaminated by any oil or metal fragments. The future use of this venue depends on your co-operation. Please use the bins on site or take your rubbish home with you; don't leave it for the organisers to clear up!

### **3.5 Leaving the Venue**

**Access to trailers will only be allowed after Stage 4 and at the end of the event. If you retire from the event and wish to leave the venue, you must report to Documentation as soon as you have made the decision so we can add you to the convoy to retrieve your trailer from the trailer park after Stage 4.**

### **3.6 Results**

Event results will be provided by Matthew Atkinson and will be updated throughout the event and be displayed at Documentation. Hopefully live results will also be available via the event website at [www.flyingfortresstages.co.uk](http://www.flyingfortresstages.co.uk)

### **3.7 The Finish**

It is expected that the first car will finish at around 17.30. Competitors must complete and sign the damage declaration and hand it in with the final time card.

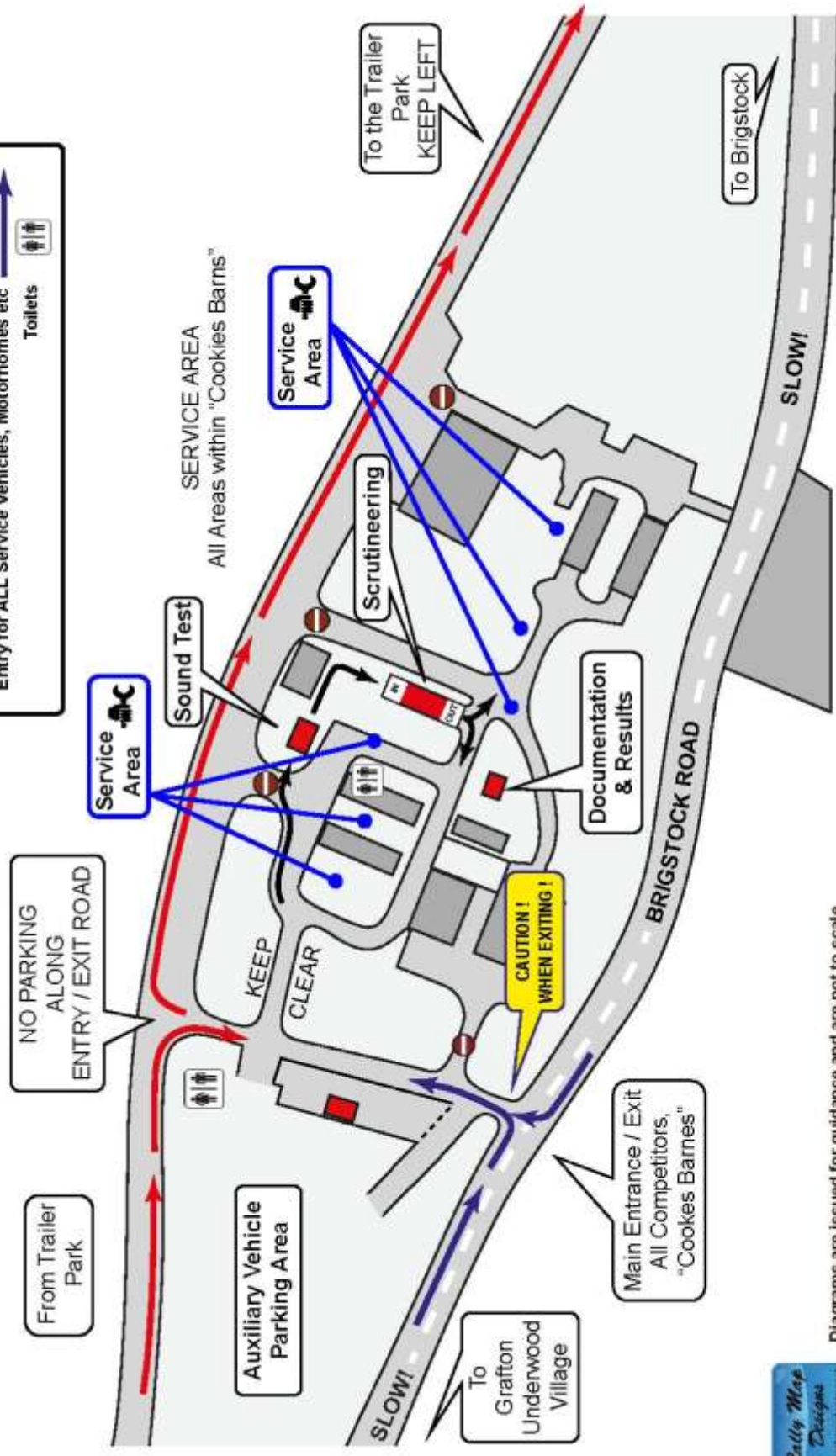

Provisional and Final Results will be published on the Official Notice Board as soon as possible after the completion of the last stage. The Awards Presentations will take place at Rally HQ as soon as the results are final and we hope that all the winners will be there to receive their awards.

### **4.0 AFTER THE RALLY**

The official results will be published on the event website: [www.flyingfortresstages.co.uk](http://www.flyingfortresstages.co.uk)

AND FINALLY: The organisers hope everyone has a safe and enjoyable event.

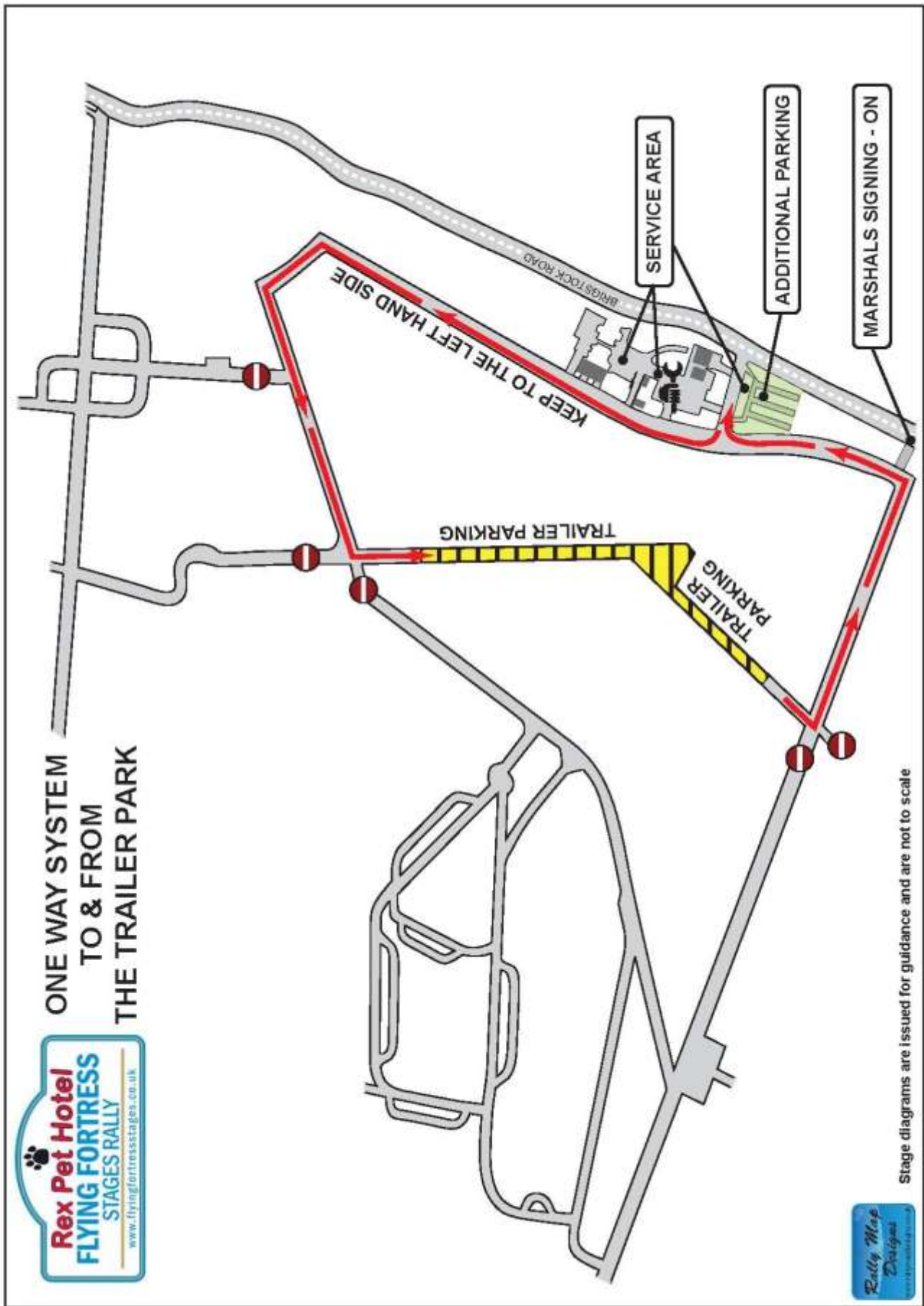
# Saturday and Sunday Traffic Flow Plan



Diagrams are issued for guidance and are not to scale







**THIS PAGE IS INTENTIONALLY BLANK**

# VENUE ENTRY PASS

PLEASE COMPLETE AND HAND THIS PASS IN TO THE MARSHAL ON THE GATE.

THIS VEHICLE PASS WILL ALLOW THE FOLLOWING INTO THE VENUE:

**1 - RALLY CAR**

**1 - TRAILER** (MUST BE LEFT IN THE TRAILER PARK)

**1 - SERVICE VEHICLE** (CAN BE A VAN OR MOTORHOME)

Reg No \_\_\_\_\_

**1 - EXTRA VEHICLE**

Reg No \_\_\_\_\_

**COMPETITOR NUMBER**

